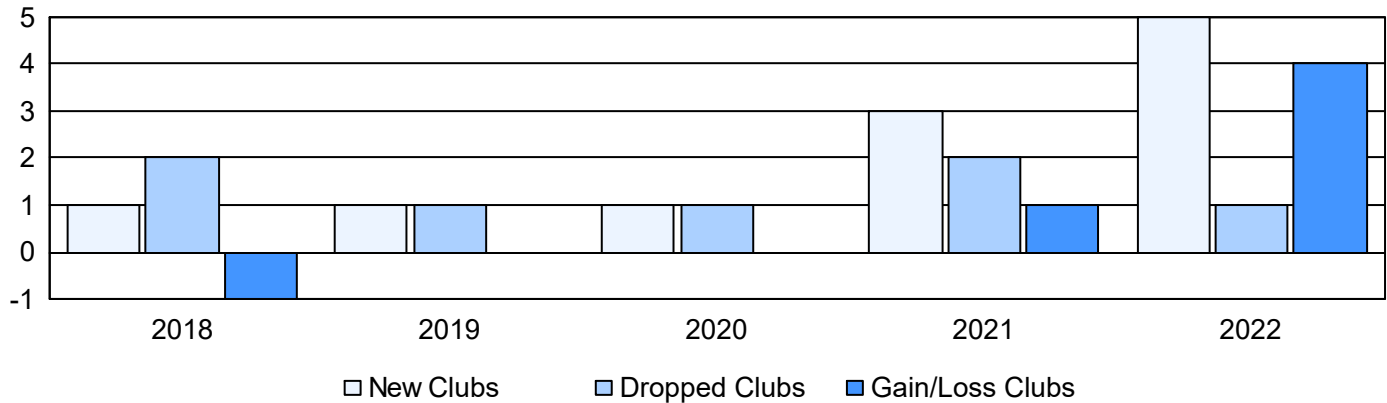
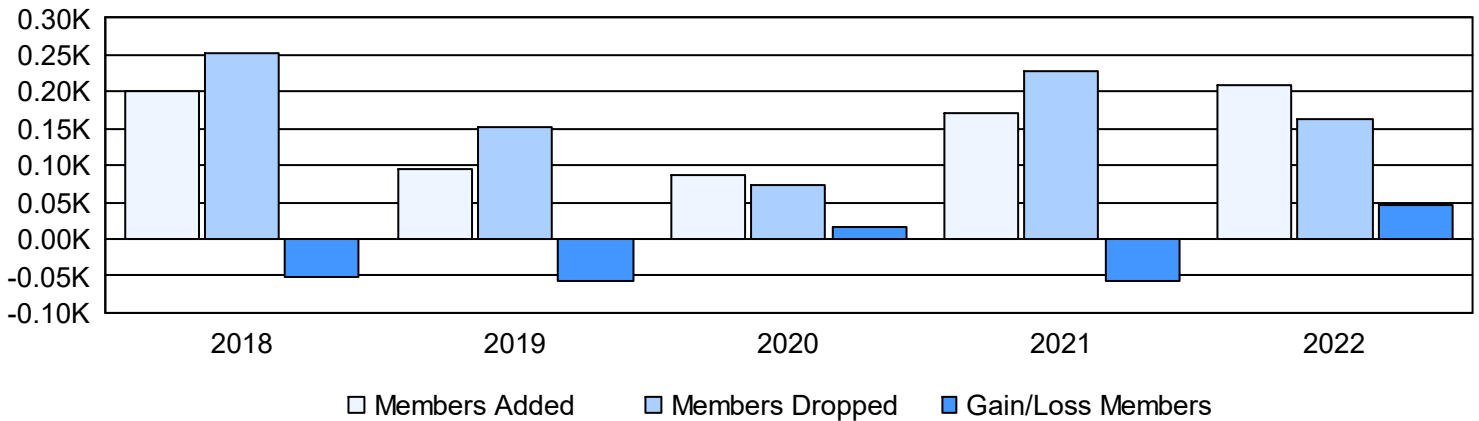


| Year | New Clubs | Dropped Clubs | Gain/ Loss Clubs | New Members | Charter Members | Reinstate Members | Transfer Members | Total Member Added | Total Members Dropped | Gain/ Loss Members |
|----------------|-----------|---------------|------------------|-------------|-----------------|-------------------|------------------|--------------------|-----------------------|--------------------|
| 2017-2018 | 1 | 2 | -1 | 120 | 27 | 49 | 6 | 202 | 253 | -51 |
| 2018-2019 | 1 | 1 | 0 | 44 | 36 | 15 | 0 | 95 | 151 | -56 |
| 2019-2020 | 1 | 1 | 0 | 59 | 22 | 4 | 2 | 87 | 72 | 15 |
| 2020-2021 | 3 | 2 | 1 | 44 | 87 | 34 | 5 | 170 | 228 | -58 |
| 2021-2022 | 5 | 1 | 4 | 45 | 128 | 32 | 4 | 209 | 163 | 46 |
| Average | 2 | 1 | 1 | 62 | 60 | 27 | 3 | 153 | 173 | -21 |

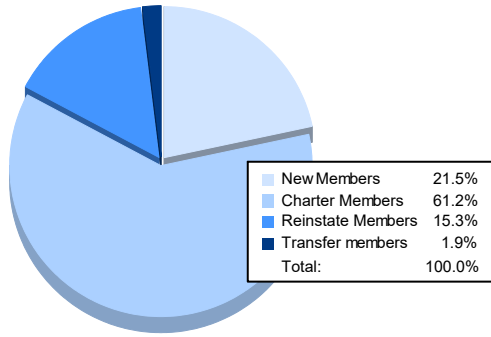
Clubs



Members



Membership Composition June 2022 Cumulative



Gender Composition June 2022 Cumulative

